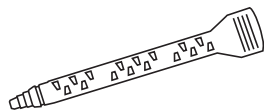
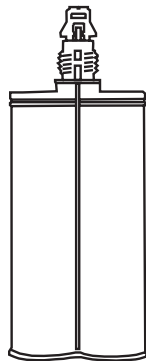


Parts Included



Large Mix Tip (1)



Coyote Quik Glue 220cc

Tech Tip -

Store all glue in cool environment for longevity.

Manufactured by



419 N. Curtis Rd., Boise, Idaho 83706
(208) 429-0026 | www.coyotedesign.com



QUIK GLUE TAN - CD4320

60 second set time - 220cc



Made in U.S.A.

External Prosthetic Components



00811576022361



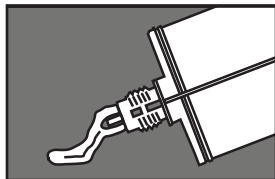
CD4320.revD.12022020



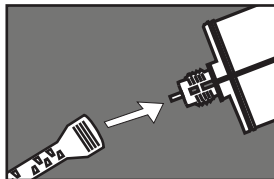
EC REP

Advena Limited
Tower Business Centre
2nd Flr, Tower Street
Swatara, BKR 4013
Malta

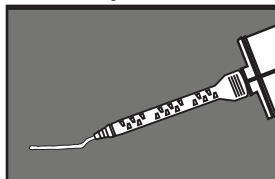
Instructions



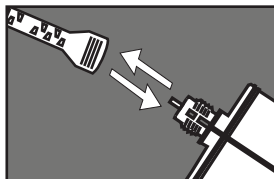
- 1** Purge the cartridge. Snap off the tip with screw driver. Insert cartridge into dispenser gun. Expel a small amount of adhesive to purge the cartridge.



- 2** Install mix tip. Line up mix tip appropriately and screw into place. Tips can only be used once.



- 3** Run a test bead approx. 1" in length. Store unused portion by leaving the mix tip on when done.



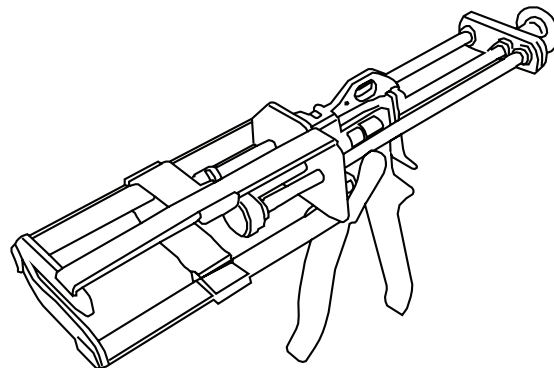
- 4** Leave used tip attached as a cap until next use to keep glue from drying out in the tubes. When your ready to use the glue again remove old tip and replace with a new tip.

CAUTION

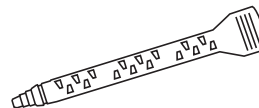
1. Read carefully BEFORE applying adhesive to ensure proper adhesion.
2. Quik Glue sets fast. To ensure a proper bond, work quickly. Refrigerate the cartridge to slow down work time.

Parts Sold Separately

CDDM220 | Dispenser is required for use (sold separately)



CD412 | 12-Pack Extra Mix Tips for 220 cc Cartridge.



Contact Coyote for a MSDS for this product.
(208) 429-0026 or mailbox@coyotedesign.com